



Easy-to-use,
effective control of
your woody weeds

- ✓ MINIMAL RISK TO
NON-TARGET PLANTS
- ✓ USE IN SENSITIVE AREAS
- ✓ NO SPRAY DRIFT
- ✓ LOW TOXICITY

Vigilant™ II

HERBICIDE



Dow AgroSciences

Solutions for the Growing World



Ready-to-use, refillable pack.

Vigilant™ II – powerful weed control

The active ingredients in Vigilant II are 44.7 g/L picloram as the potassium salt and 4.47 g/L aminopyralid as triisopropanolamine salt in the form of a gel.

The powerful active ingredient aminopyralid delivers faster brownout and knockdown of target plants than rival products and a wider range of weeds controlled.



Treat approximately 120 stems per bottle.



Use Vigilant II any time of year.

WHY USE VIGILANT II?

- ✓ Formulated as a gel, Vigilant II is ready to use straight out of the pack. No messy chemicals and limited user exposure.
- ✓ The 240 mL applicator brush bottle is re-usable and can be refilled from a bulk pack.
- ✓ The brush bottle of Vigilant II can treat approximately 120 stems. (Average stem of 25 mm diameter applied as a 5 mm dollop of gel).
- ✓ Vigilant II can be used year round, although effectiveness may decrease slightly in colder months and cooler climates.



Step 1: Cut stems horizontally.

Cut Stump application

NOW IT'S EVEN EASIER TO FIGHT WOODY WEEDS

How to apply Vigilant II to woody weeds:

STEP 1. Cut stems horizontally 20 mm and preferably no higher than 100 mm above ground level.

STEP 2. Squeeze Vigilant II brush bottle to apply a 3–5 mm thick layer of gel over the cut stem surface remaining on the plant.

STEP 3. Repeat on other weeds until gel in bottle is finished.

See important notes on next page.



Steps 2 and 3: Apply Vigilant II over each cut stem.

Notes on Cut Stump application



- On stems greater than 20 mm in diameter apply at least a 5 mm thick layer on the cut stem surface remaining on the plant.




- On multi-stemmed plants, treat the main stems as well as all the other minor stems for the same plant.



- A 5 mm thickness is the equivalent of two \$1 or \$2 coins.



- Vigilant II should be applied immediately to the cut stem – certainly no longer than one minute after you've made the initial cut. If treating old stumps, recut and then apply.



Step 1. Cut a series of blazes with an axe or pruning saw.

Scrape and Paint technique

NOW IT'S EVEN EASIER TO FIGHT DECLARED NOXIOUS PLANTS AND OTHER WEEDS


How to apply Vigilant II to declared noxious trees:

STEP 1. Cut a series of blazes 15–20 mm deep around the main trunks of the tree with an axe or pruning saw; make the blazes evenly spaced with no more than a 20–40 mm gap between each blaze.

STEP 2. Squeeze Vigilant II brush bottle to apply 5 mm thick layer over the lower cut surface of each blaze.



Step 2. Apply Vigilant II to each blaze.



Step 1. Prune shoots, then drill holes.



Step 2. Apply Vigilant II to cut surface and fill drill hole.

Drill and Fill technique

NOW IT'S EVEN EASIER TO FIGHT RHIZOMATOUS PLANTS AND OTHER WEEDS

How to apply Vigilant II to problem rhizomatous plants:

STEP 1. On rhizomatous plants prune the shoots horizontally and if more than four rhizomes per shoot drill a 10 mm hole in every fourth rhizome to a depth of 80% of the rhizome.

STEP 2. Squeeze Vigilant II brush bottle to apply 3–5 mm thick layer across the cut surface or fill the drill hole with Vigilant II.



Leaf Wiping technique

NOW IT'S EVEN EASIER TO FIGHT HERBACEOUS WEEDS

How to apply Vigilant II to herbaceous weeds:

STEP 1. Apply Vigilant II to at least 50% of the leaves of the rosette plant by wiping the applicator along the middle of each leaf.



Apply Vigilant II to at least 50% of the leaves.

WHY USE VIGILANT II?

- ✓ No spray drift
- ✓ Low toxicity
- ✓ Minimum risk to the environment
- ✓ Suits native vegetation restoration work

Minimal risk to non-target plants

USE IN SENSITIVE AREAS

Vigilant II is a highly active herbicide and care should be taken to ensure no contact with other non-target species either directly or through spillage or soil contamination. Desirable plants may be severely damaged if Vigilant II is used in areas where their roots may intertwine with roots of target plants or where the chemical may be washed or moved to their roots.

Follow all label instructions and never exceed label rates.



Make sure you know what plant you are treating.

Tips for applying Vigilant™ II

- The first step, when treating any woody weed, is plant identification. Make sure you know what plant you are treating, and the most effective method of control.
- When treating mature vines, the Scrape and Paint method would be the most appropriate. However, the vine can also be cut off at the base to apply Vigilant II to the stump.
- When using the Cut Stump method of application, ensure that Vigilant II is applied immediately to the cut stem surface of the plant.
- When treating old stumps, re-cut the remnants of the stem, and apply Vigilant II immediately to the cut stem surface of the plant.
- On stems greater than 20 mm in diameter, apply a 5 mm thick layer of Vigilant II to the cut stem surface of the plant.

Visit www.woodyweedspecialists.com.au and watch the Vigilant II Application video.



Weeds where Vigilant™ II has good activity

African boxthorn
 African olive
 Balloon vine
 Bitou/Boneseed
 Blackberry
 Broadleaf pepper
 Camphor laurel
 Canna lily
 Cape broom
 Cape ivy
 Castor oil plant
 Cats claw creeper
 Cherry guava
 Chinese celtis
 Chinese tallow
 Cockspur
 Coral tree
 Cotoneaster
 Gorse
 Green cestrum
 Groundsel bush
 Honey locust
 Japanese sunflower
 Lantana
 Ludwigia
 Madeira vine
 Mesquite
 Miconia
 Morning glory
 Moth vine
 Murraya
 Mysore thorn
 Ochna
 Oleander
 Parkinsonia



Green cestrum



Wild tobacco tree



Castor oil plant



Broadleaf pepper tree



Madeira vine



Privet



Sweet briar

Prickly acacia
 Privet
 Rhus tree
 Scotch/English broom
 Senna
 Siam weed

Sweet briar
 Sweet pittosporum
 Tiger lily
 Tree of heaven
 Umbrella tree
 Wandering jew (trad)
 Wild tobacco tree

REFERENCES

¹ Noxious and environmental weed control handbook – *A guide to weed control in non crop, aquatic and bushland situations*. Rod Ensbey, NSW Industry and Investment.

² An investigation of application techniques for the control of various noxious and environmental weeds with picloram gel based herbicides. Geoffrey G Keech, Product Specialist, Macspred Australia.

DO'S AND DON'TS



Do's

- ✓ Store in the closed, original container in a dry, cool, well-ventilated area out of direct sunlight.
- ✓ After use wash hands thoroughly before handling susceptible crops.

Don'ts

- ✗ Do not use if rain is likely to fall within 12 hours of application.
- ✗ Do not burn empty containers.
- ✗ Do not compost treated plants.
- ✗ Do not contaminate ponds, waterways or drains with the chemical or used containers.

Always read the label and follow instructions.





**DOW AGROSCIENCES
AUSTRALIA LIMITED**

ABN 24 003 771 659
20 Rodborough Road,
Frenchs Forest NSW 2086
www.dowagrosiences.
com.au

For more information call
toll free 1800 700 096

Support resources

Northern WA Emilie Guillotte 0437 609 412

Central WA Linda Viviers 0419 981 835

Southern WA 0448 221 105

Northern and Western SA Hugh Mayo 0427 659 587

Eastern SA and Sunraysia Chris Brown 0429 208 863

Western VIC/South East SA Ashleigh Knight 0408 063 084

North West and Central VIC Ben Hall 0448 221 105

South East VIC/TAS Gregg Baynon 0417 387 270

South East NSW Brad Davis 0427 267 849

Central Western NSW and Sydney Basin

Dan Cornally 0429 476 345

Central Coast/Tablelands/Hunter NSW Jon Dadd 0427 460 290

South West QLD/North West NSW Emma Twine 0429 878 662

South East QLD/Northern Rivers NSW

Rosanna Common 0419 203 195

Darling Downs/Western Downs Kevin Melmeth 0427 700 207

Wide Bay/Burnett QLD/NT Richard Jackman 0427 792 786

Central QLD Graham Fossett 0427 458 432

Northern QLD Ken Springall 0409 871 141

Integrated Veg Management Geoff Messer 0408 099 596

Vigilant™ II
HERBICIDE



**Confidence
in a drum**



Dow AgroSciences

Solutions for the Growing World

™ Trademark of The Dow Chemical Company ("Dow") or an affiliated company of Dow.